

## ZEROMATT70

**Articoli:** ZEROMATT7090, ZEROMATT70100, ZEROMATT70120, ZEROMATT70140

**Materiale:** Ceramilux  
**Finitura:** Ceramilux Opaco  
**Portata:** > 24 l/m

**Descrizione:** Piatto doccia rettangolare da appoggio (A) o da incasso (B) in Ceramilux in finitura opaca, completo di sifone e piletta con scarico libero.

**Article:** ZEROMATT7090, ZEROMATT70100, ZEROMATT70120, ZEROMATT70140

**Material:** Ceramilux  
**Finish:** Satin Ceramilux  
**Flow rate:** > 24 l/m

**Description:** Rectangular top mount (A) or encased (B) shower tray in Ceramilux, in matt finish, complete with siphon and drain.

L (cm)	Peso lordo (kg) Gross weight (kg)	Peso netto (kg) Net weight (kg)	Dimensione imballo (mm) / Packing dimensions (mm) max		
			L	H	P
90	25,5	23	1045	51	814
100	28	25,5	1145	51	814
120	33,5	30,5	4345	51	814
140	39	35,5	1545	51	814



### ATTENZIONE!!!

I piatti doccia possono avere le seguenti tolleranze di materiale:

#### profondità

± 2 mm

#### lunghezza

fino a 1 m: ± 2 mm

da 1,1 m a 1,40 m: ± 4 mm

### ATTENTION!!!

The shower trays can have the following material tolerance:

#### depth

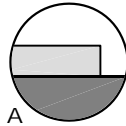
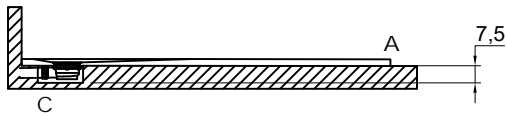
± 2 mm

#### length

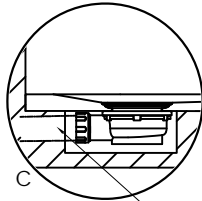
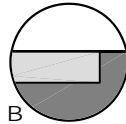
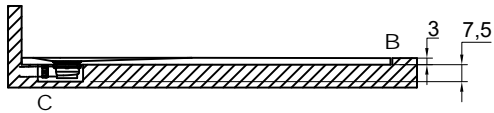
up to 1 m: ± 2 mm

from 1,1 m to 1,40 m: ± 4 mm

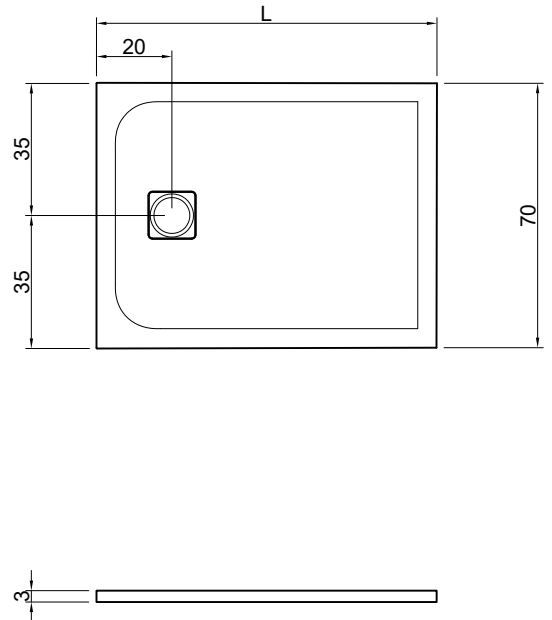
Da appoggio - Top mount



Da incasso - Encased



min 1%



## ZEROMATT80

**Articoli:** ZEROMATT8080, ZEROMATT80100, ZEROMATT80120, ZEROMATT80120, ZEROMATT80140, ZEROMATT80160

**Materiale:** Ceramilux  
**Finitura:** Ceramilux Opaco  
**Portata:** > 24 l/m

**Descrizione:** Piatto doccia rettangolare da appoggio (A) o da incasso (B) in Ceramilux in finitura opaca, completo di sifone e piletta con scarico libero.

**Articles:** ZEROMATT8080, ZEROMATT80100, ZEROMATT80120, ZEROMATT80120, ZEROMATT80140, ZEROMATT80160

**Material:** Ceramilux  
**Finish:** Satin Ceramilux  
**Flow rate:** > 24 l/m

**Description:** Rectangular top mount (A) or encased (B) shower tray in Ceramilux, in matt finish, complete with siphon and drain.

L (cm)	Peso lordo (kg) Gross weight (kg)	Peso netto (kg) Net weight (kg)	Dimensione imballo (mm) / Packing dimensions (mm) max		
			L	H	P
80	26	23,5	945	51	914
100	32	29	1145	51	914
120	38	34,5	1345	51	914
140	44	40,5	1545	51	914
160	49	45,5	1745	51	914



### ATTENZIONE!!!

I piatti doccia possono avere le seguenti tolleranze di materiale:

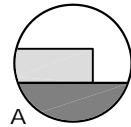
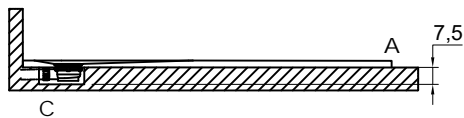
**profondità**  
± 2 mm  
**lunghezza**  
fino a 1 m: ± 2 mm  
da 1,1 m a 1,6 m: ± 4 mm

### ATTENTION!!!

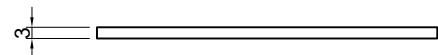
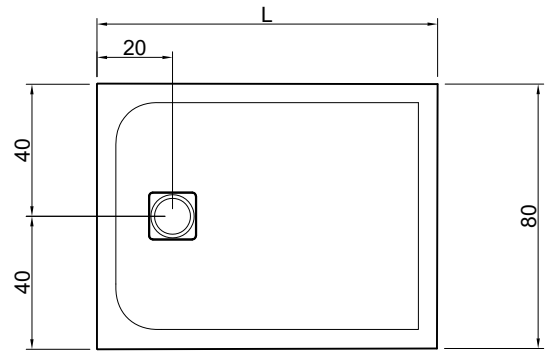
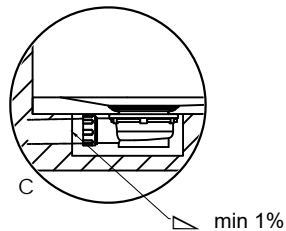
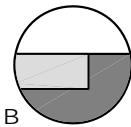
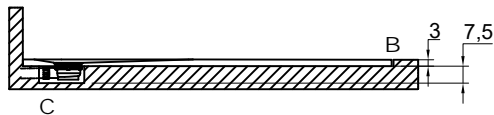
The shower trays can have the following material tolerance:

**depth**  
± 2 mm  
**length**  
up to 1 m: ± 2 mm  
from 1,1 m to 1,6 m: ± 4 mm

Da appoggio - Top mount



Da incasso - Encased



## ZEROMATT90

**Articoli:** ZEROMATT9090, ZEROMATT90100, ZEROMATT90120, ZEROMATT90140, ZEROMATT90160

**Materiale:** Ceramilux  
**Finitura:** Ceramilux Opaco  
**Portata:** > 24 l/m

**Descrizione:** Piatto doccia rettangolare da appoggio (A) o da incasso (B) in Ceramilux in finitura opaca, completo di sifone e piletta con scarico libero.

**Articles:** ZEROMATT9090, ZEROMATT90100, ZEROMATT90120, ZEROMATT90140, ZEROMATT90160

**Material:** Ceramilux  
**Finish:** Satin Ceramilux  
**Flow rate:** > 24 l/m

**Description:** Rectangular top mount (A) or encased (B) shower tray in Ceramilux, in matt finish, complete with siphon and drain.



L (cm)	Peso lordo (kg) Gross weight (kg)	Peso netto (kg) Net weight (kg)	Dimensione imballo (mm) / Packing dimensions (mm) max		
			L	H	P
90	32	29	1045	51	1014
100	35	32	1145	51	1014
120	42	38,5	1345	51	1014
140	49	45	1545	51	1014
160	55,5	51	1745	51	1014

### ATTENZIONE!!!

I piatti doccia possono avere le seguenti tolleranze di materiale:

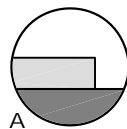
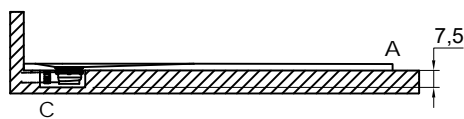
**profondità**  
± 2 mm  
**lunghezza**  
fino a 1 m: ± 2 mm  
da 1,1 m a 1,6 m: ± 4 mm

### ATTENTION!!!

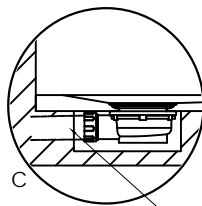
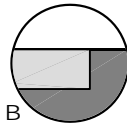
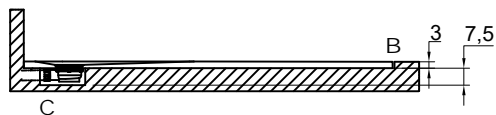
The shower trays can have the following material tolerance:

**depth**  
± 2 mm  
**length**  
up to 1 m: ± 2 mm  
from 1,1 m to 1,6 m: ± 4 mm

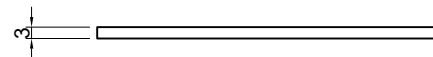
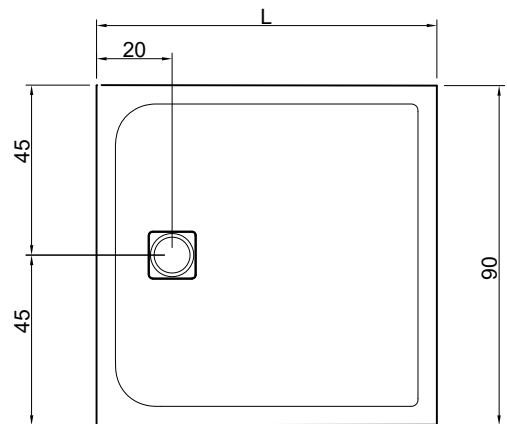
Da appoggio - Top mount



Da incasso - Encased



min 1%



## ZEROMATT100

**Articoli:** ZEROMATT100100, ZEROMATT90120, ZEROMATT100140, ZEROMATT100160

**Materiale:** Ceramilux  
**Finitura:** Ceramilux Opaco  
**Portata:** > 24 l/m

**Descrizione:** Piatto doccia rettangolare da appoggio (A) o da incasso (B) in Ceramilux in finitura opaca, completo di sifone e piletta con scarico libero.

**Articles:** ZEROMATT10090, ZEROMATT100120, ZEROMATT100140, ZEROMATT100160

**Material:** Ceramilux  
**Finish:** Satin Ceramilux  
**Flow rate:** > 24 l/m

**Description:** Rectangular top mount (A) or encased (B) shower tray in Ceramilux, in matt finish, complete with siphon and drain.

L (cm)	Peso lordo (kg) Gross weight (kg)	Peso netto (kg) Net weight (kg)	Dimensione imballo (mm) / Packing dimensions (mm) max		
			L	H	P
100	39	35,5	1145	51	1114
120	46,5	42,5	1345	51	1114
140	54	50	1545	51	1114
160	61	56,5	1745	51	1114



### ATTENZIONE!!!

I piatti doccia possono avere le seguenti tolleranze di materiale:

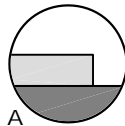
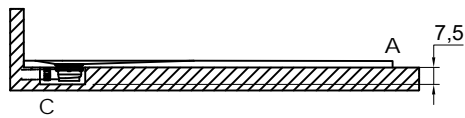
**profondità**  
 $\pm 2$  mm  
**lunghezza**  
 fino a 1 m:  $\pm 2$  mm  
 da 1,1 m a 1,6 m:  $\pm 4$  mm

### ATTENTION!!!

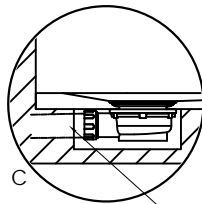
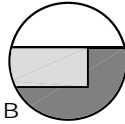
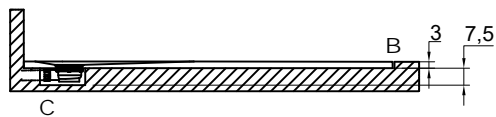
The shower trays can have the following material tolerance:

**depth**  
 $\pm 2$  mm  
**length**  
 up to 1 m:  $\pm 2$  mm  
 from 1,1 m to 1,6 m:  $\pm 4$  mm

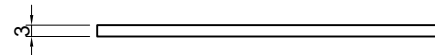
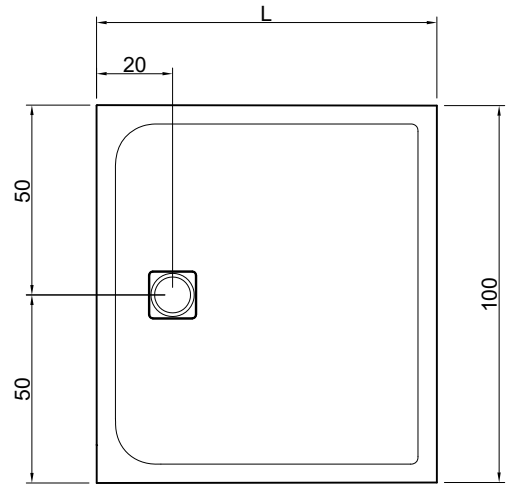
Da appoggio - Top mount



Da incasso - Encased



min 1%



**ATTENZIONE**

Si declina ogni responsabilità relativa ad eventuali inesattezze contenute in queste istruzioni dovute ad errori di trascrizione.

**WARNING**

We decline all responsibility and eventual inaccuracy contained in the instructions due to transcript errors.

**ATTENTION**

Nous ne nous retenons pas responsable des erreurs éventuelles contenu dans ces instructions dues à une mauvaise transcription.

**ACHTUNG**

Für eventuelle Fehler bei der Übersetzung der technischen Liste weißt Antonio Lupi Design S.p.A jegliche Verantwortung von sich.

**ATENCIÓN**

Declinamos cualquier responsabilidad por eventuales inexactitudes contenidas en estas instrucciones debidas a errores de transcripción.

**ВНИМАНИЕ**

Компания снимает с себя любую ответственность за возможные неточности, содержащиеся в данных инструкциях и возникшие при перепечатке материалов.

# antoniolupi

## 73

VIA MAZZINI

## 75

Antonio Lupi Design S.p.A.  
via Mazzini 73/75 - 50050 Stabbia  
Cerreto Guidi (Firenze) - Italy  
T +39 0571 586881\_95651  
F +39 0571 586885  
[www.antoniolupi.it](http://www.antoniolupi.it)  
[lupi@antoniolupi.it](mailto:lupi@antoniolupi.it)