RANDOM_ESSENTIA

design Massimo Broglio



antoniolupi

MADE IN ITALY

IT_ISTRUZIONI PER COMANDO PROGRESSIVO REMOTO DA PIANO

EN_INSTRUCTIONS FOR PROGRESSIVE DECK-MOUNTED SINGLE HANDLE MIXER

FR_INSTRUCTIONS POUR MITIGEUR PROGRESSIVE MONTAGE SUR PLAN

ES_INSTRUCCIONES PARA GRIFO MEZCLADOR PROGRESIVO

DE_ANLEITUNG FÜR PROGRESSIVEN EINHANDMISCHER STANDMONTAGE

RU_ИНСТРУКЦИИ ДЛЯ ПРОГРЕССИВНОГО ДИСТАНЦИОННОГО УПРАВЛЕНИЯ ПОЛОМ



Art. RD600RP



Art. RD600RPL

IT_INSTALLAZIONE_**EN**_INSTALLATION_**FR**_INSTALLATION_**ES**_INSTALACIÓN_**DE**_INSTALLATION_**RU**_МОНТАЖ



IT_PRIMA DI INIZIARE_**EN**_BEFORE STARTING_**FR**_AVANT DE COMMENCER_
ES_ANTES DE EMPEZAR_**DE**_VOR DER MONTAGE_**RU**_ДО НАЧАЛА

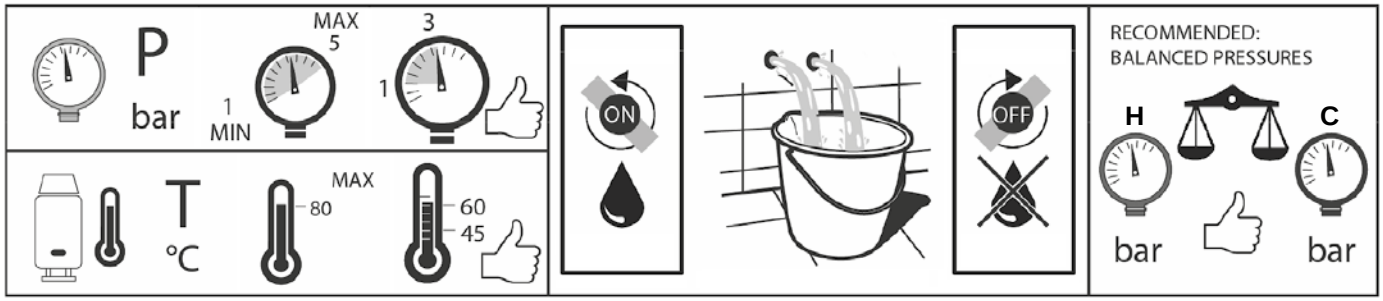

IT_ESPLOSO_**EN**_EXPLODED_**FR**_A EXPLOSÉ_**ES**_EXPLOTADO_**DE**_EXPLODIERT_**RU**_ВЗОРВАН



Chiave inglese non inclusa - Wrench not included - Clé non incluse -
Llave no incluida - Schraubenschlüssel nicht enthalten - Гаечный ключ в комплект не входит

IT_MANUTENZIONE_**EN**_MAINTENANCE_**FR**_ENTRETIEN_**ES**_MANTENIMIENTO_**DE**_WARTUNG_**RU**_ОБСЛУЖИВАНИЕ



IT_DISEGNI DIMENSIONALI_**EN**_TECHNICAL DRAWING_**FR**_DIMENSION TECHNIQUES_
ES_DIMENSIONES TÉCNICO_**DE**_MASSZEICHNUNGEN__**RU**_ГАБАРИТНЫЕ ЧЕРТЕЖИ

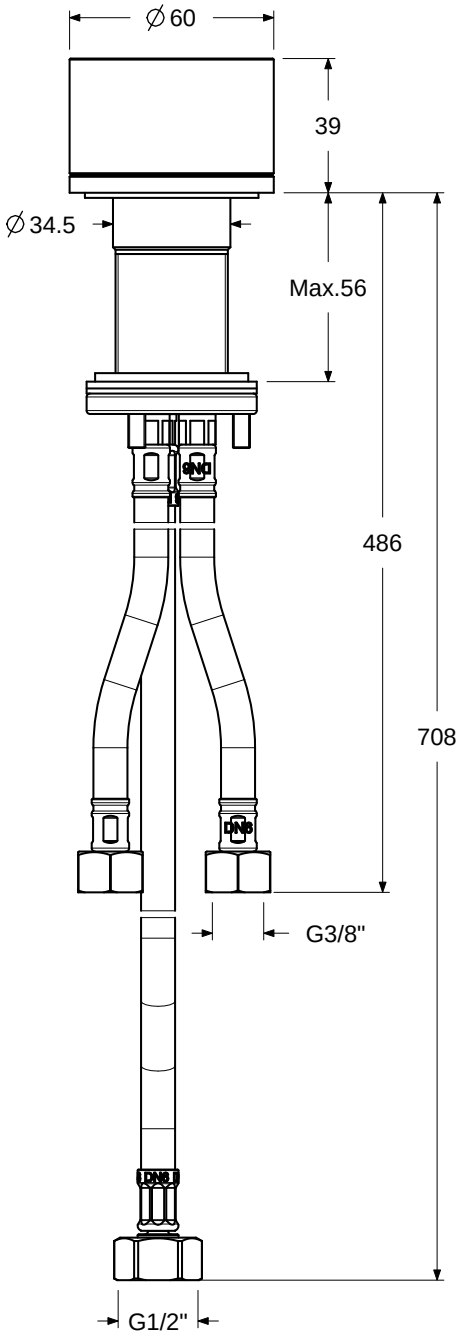

Art. RD600RP

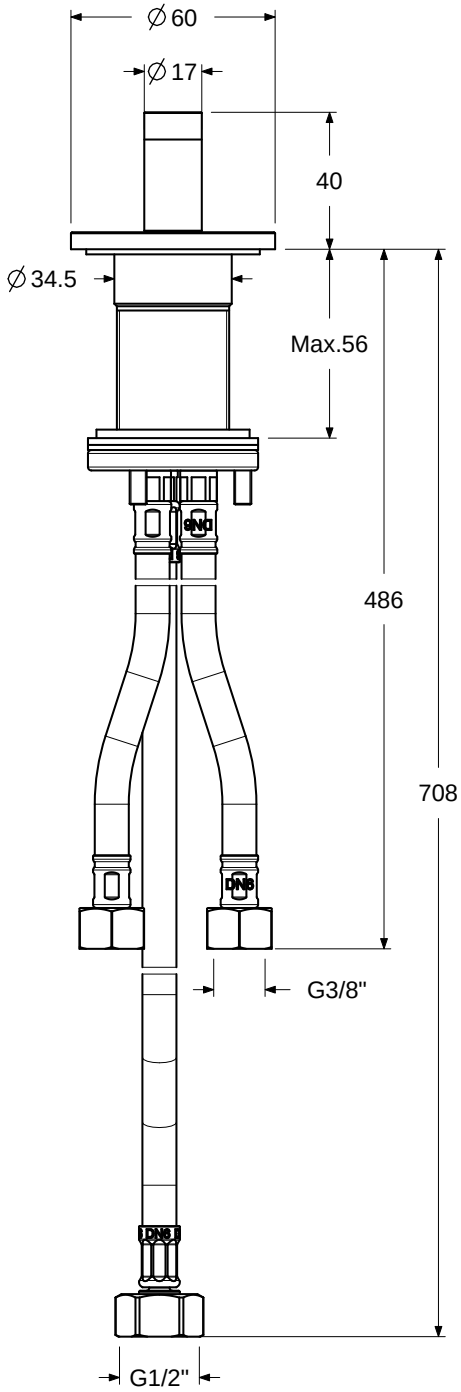

Art. RD600RPL

NOTE

IT_RICAMBIO RD006 - cartuccia progressiva ø 25 mm

EN_SPARE PART RD006 - progressive cartridge ø 25 mm

FR_PIÈCE DE RECHANGE RD006 - cartouche progressive ø 25mm

ES_RECAMBIO RD006 - cartucho progresivo ø 25 mm

DE_LÖSUNGEN RD006 - progressive Kartusche Ø 25 mm

RU_ЗАПЧАСТИ RD006 - картридж прогрессивный ø 25 мм

NOTE

IMPORTANTE
Per la pulizia consultare la scheda tecnica scaricabile dal nostro sito www.antoniolupi.it

IMPORTANT
For cleaning consult the technical data sheet downloadable from our website www.antoniolupi.it

IMPORTANT
Pour le nettoyage, veuillez vous référer à la fiche technique téléchargeable sur notre site www.antoniolupi.it

WICHTIG
Für die Reinigung schauen Sie bitte das technische Datenblatt auf unserer Webseite herunterladbar www.antoniolupi.it

IMPORTANTE
Para la limpieza consultar la ficha técnica descargable de nuestro sitio web www.antoniolupi.it

ВНИМАНИЕ!
Информацию по уходу за изделием вы найдете в технической схеме, которая доступна на нашем сайте www.antoniolupi.it

antoniolupi
73
VIA MAZZINI
75

Antonio Lupi Design S.p.A.
via Mazzini 73/75 - 50050 Stabbia
Cerreto Guidi (Firenze) - Italy
T +39 0571 586881_95651
www.antoniolupi.it
lupi@antoniolupi.it