LETTERAMUTA

Articolo: **LEMU10_LEMU11_LEMU12**
Materiale: Alluminio verniciato Bianco mood goffrato o alluminio verniciato goffrato o alluminio verniciato seta.

Descrizione: Mensola a parete in alluminio verniciato Bianco mood goffrato, colorato goffrato o seta come da nostro campionario colori. Disponibile senza illuminazione a led 1, con illuminazione a led inferiore 2, con illuminazione a led superiore e inferiore 3. Completa di trasformatore.

***Article*: LEMU10_LEMU11_LEMU12**
***Material**: Embossed lacquered Bianco mood aluminium or Embossed lacquered alluminium or silk lacquered alluminium*

***Description**: Aluminum wall shelf lacquered Bianco mood embossed, colored embossed or silk finish as per our color samples. Available without led light 1, with led lighting on the bottom 2, with top and bottom led lighting 3. Complete with transformer.*



1



2



3



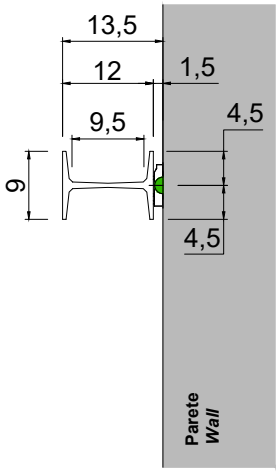

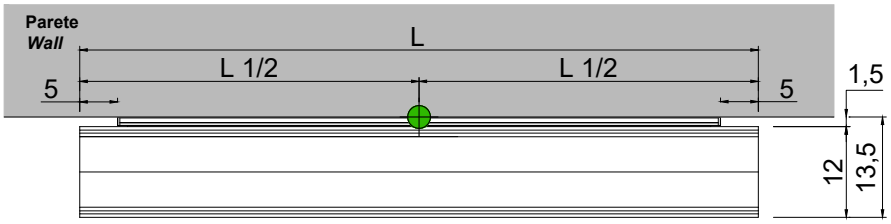

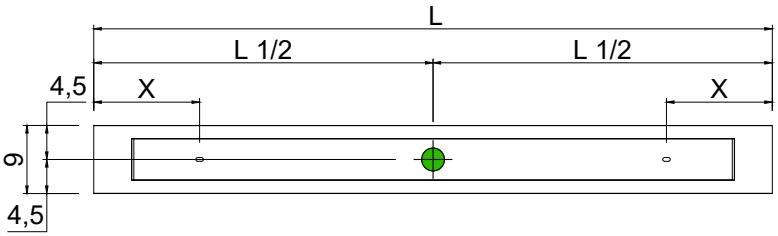



Collegamento alimentazione elettrica
Power supply connection

X **Verificare sul manuale d'installazione le quote per il fissaggio a muro**
Check the dimensions for wall fixing in the installation manual

LETTERAMUTA

Articolo: **LEMUD110_LEMUD111**
Materiale: Alluminio verniciato Bianco mood goffrato o alluminio verniciato goffrato o alluminio verniciato seta.

Descrizione: Mensola a parete in alluminio verniciato Bianco mood goffrato, colorato goffrato o seta come da nostro campionario colori, completa di fresatura per lo scolo dell'acqua. Disponibile senza illuminazione a led 1 o con illuminazione a led inferiore 2. Completa di trasformatore.

***Article*: LEMUD110_LEMUD111**
***Material**: Embossed lacquered Bianco mood aluminium or Embossed lacquered alluminium or silk lacquered alluminium.*

***Description**: Aluminum wall shelf with slit for water drainage, lacquered Bianco mood embossed, colored embossed or silk finish as per our color samples. Available without led light 1, with led lighting on the bottom 2. Complete with transformer.*



1



2





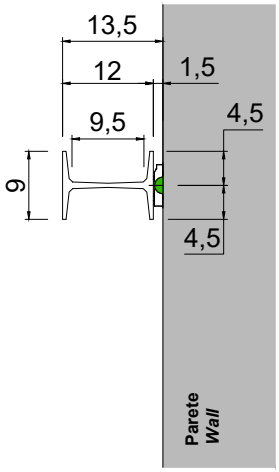

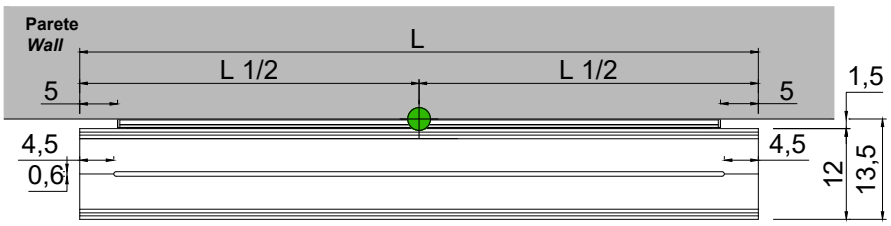

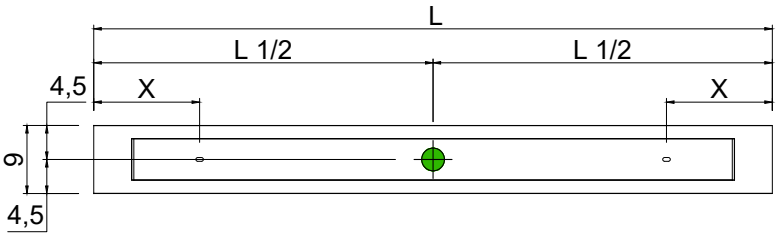



Collegamento alimentazione elettrica
Power supply connection

X **Verificare sul manuale d'installazione le quote per il fissaggio a muro**
Check the dimensions for wall fixing in the installation manual

LETTERAMUTA - **Schema elettrico** - ***electrical diagram***

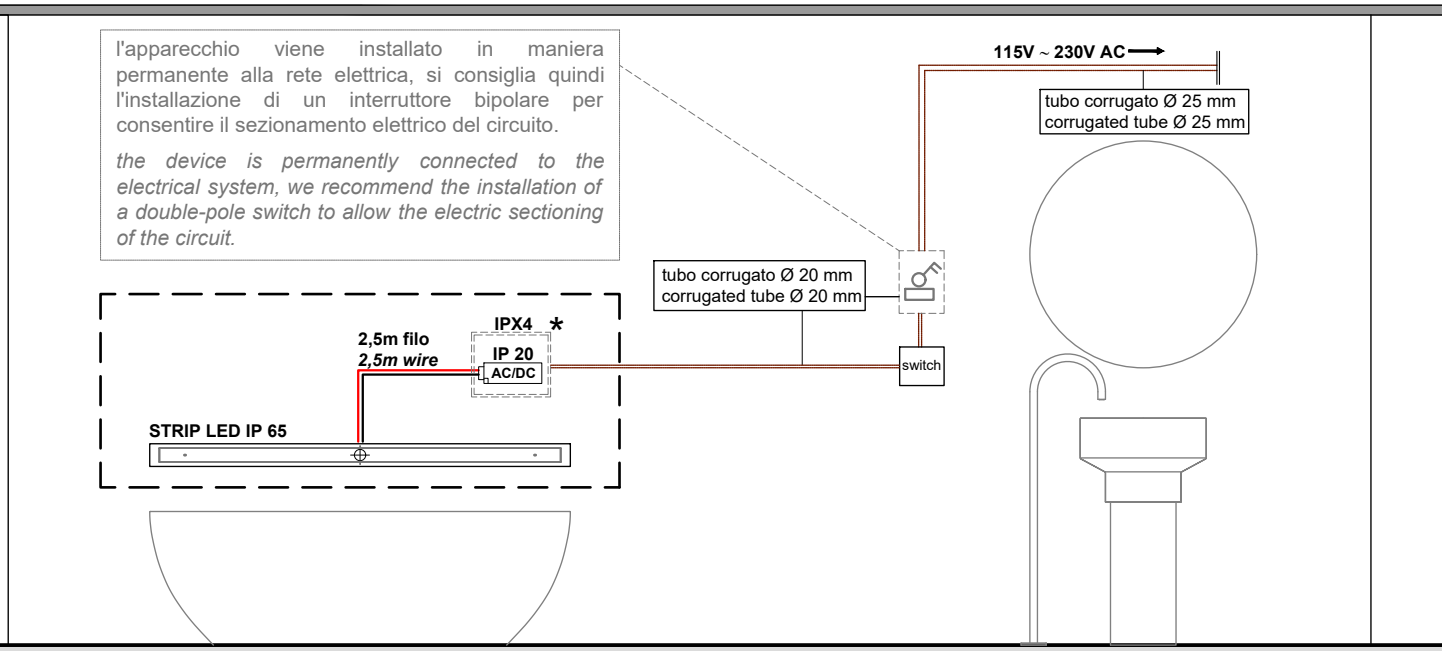

* Posizionare il trasformatore in una scatola di derivazione IPX4 non presente in dotazione. (Fig. 1).
Place the transformer in an IPX4 junction box not included. (Fig. 1).

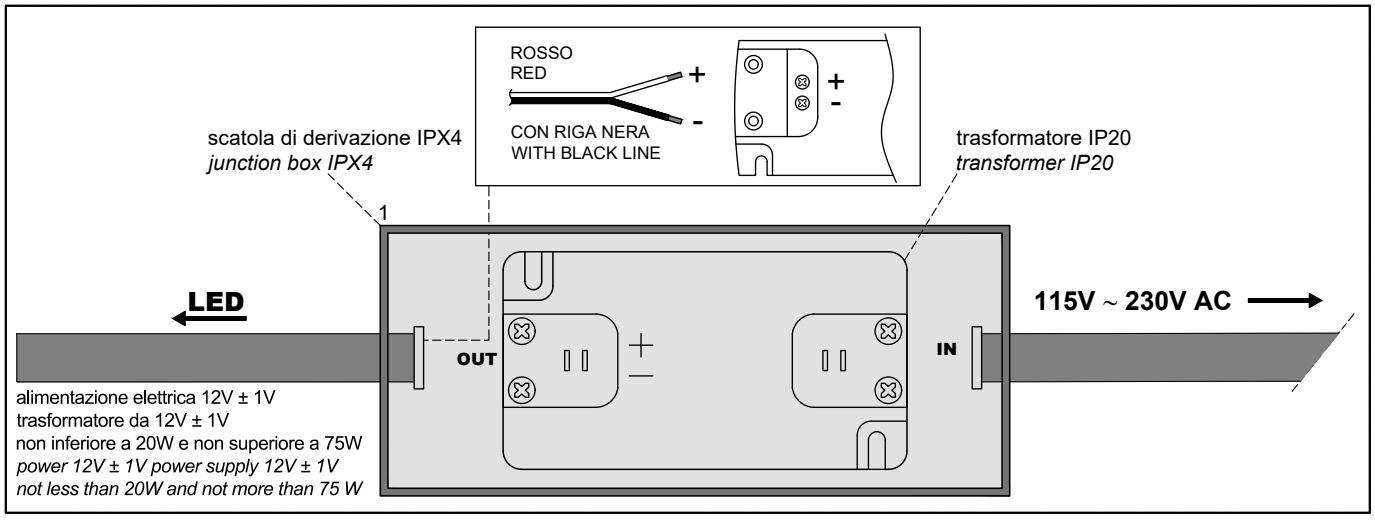

NB: In caso di posizionamento della sorgente luminosa nel box doccia predisporre un collegamento IP68.
PS: If the light source is positioned in the shower enclosure, prepare an IP68 connection

